

Dyersburg Police Department



2014 Annual Report

“A service-oriented police agency with an emphasis on community policing”

A Message From The Chief

I am pleased to submit the 2014 Annual Report and want to thank all the men and women and their families of the Dyersburg Police Department for the daily sacrifice to the community in making our city a safe place to live and work.

I extend an invitation to all our citizens to call upon me or any of our staff with comments & concerns on how to make our community a safer place to live and work. You are also encouraged to visit our Facebook page and post any of your comments. We stand ready to protect & serve all of our citizens through partnerships in the community and strive in our endeavor to provide the safety, compassion and concern for all citizens.

Sincerely,

Steven L. Isbell

Chief of Police

Mission Statement

The Dyersburg Police Department exists to serve the community by protecting life and property; by preventing crime; by enforcing the law; and by maintaining order for all citizens. Central to our mission are the values that guide our work and decisions and help us contribute to the quality of life in Dyersburg. Our values are characteristic of worth and are non-negotiable. Although we may need to balance them, we will never ignore them for the sake of expediency or personal preference. We hold our values constantly before us to teach and remind us and the community we serve, of our ideals. They are the foundation upon which our policies, goals and operations are built. In fulfilling our mission, we need the support of all citizens, as well as our elected representatives and city officials to provide the quality of service our values commit us to provide.

Department Organizational Chart

Dyersburg Police Department Organizational Chart



58 Officers / 8 Civilians
March 2015



DPD Command Staff

Chief of Police— Steven Isbell

Captain Mark Moody—Patrol Commander & Training

Captain Roger Dudley—Operations Commander

Captain Billy Williams—Criminal Investigations Commander



Major Crime 3 Year Comparisons

Criminal Offense	2012	2013	2014
Homicides	0	2	2
Rape	9	11	11
DUI	66	43	44
Aggravated Assault	157	220	183
Simple Assault	825	698	694
Robbery	20	34	19
Arson	3	10	5
Burglary	270	279	275
Shoplifting	228	295	464
Vandalism	423	392	327
Drug/Narcotic Violations	315	263	303

Criminal Investigations Division Stats

	Totals—2014
Cases Assigned	1,420
Cases Closed	765
Cases Cleared	169
Victims Refused To Cooperate	27
Unfounded Cases	52
Pending Cases	360



<http://www.dyersburgtn.gov/police>


Narcotics Unit Stats

	Totals
Undercover Drug Buys	61
Search Warrants	17
Parole Searches	19
Firearms Seized	9
Money Seized	\$18,500.00
Meth Labs Seized	2



Domestic Abuse Unit Stats

	Totals
Cases Investigated	820
Murder (Domestic)	1
Kidnapping	8
Aggravated Assaults	72
Simple Assaults	420
Intimidation	28



Traffic Safety Stats

	Totals
# School Posts Worked Daily	17
Special Events	28
Total Hours Worked	10,117



School Resource Officers Stats

	Alt. School	Middle School	High School
Police Reports	14	3	57
Arrests	12	1	25
Drug Cases	0	0	4
Meetings w/ Parents	22	76	33
Meetings / Faculty	12	63	53
State Citations	12	1	25
School Events	0	191	61
Conflict Resolution	82	242	42



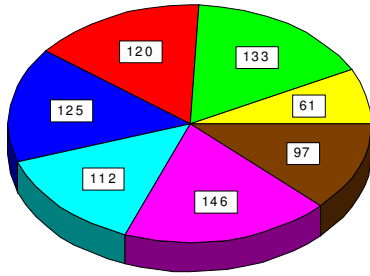
Department Personnel Overview

Years of Service	Commissioned	Civilian	Age of Employee	Commissioned	Civilian
0-5 years	15	2	20-29	10	0
6-10 years	12	0	30-39	17	0
11-15 years	7	0	40-49	17	2
16-20 years	9	5	50-59	10	2
21-25 years	5	0	60+	3	4
26-30 years	4	0			
31-35 years	4	1			
35+ years	1	0			

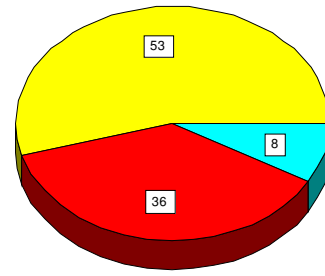
<http://www.dyersburgtn.gov/police>

Traffic Crash & DUI Reports

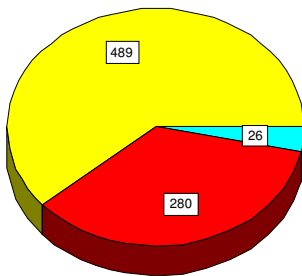
Crashes by Day of Week




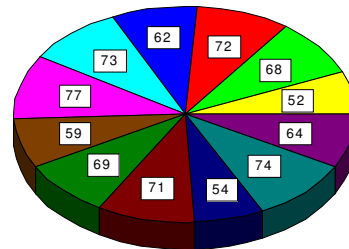
Injury Crashes by Time of Day



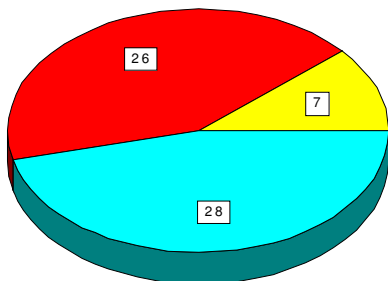
Crashes by Time of Day



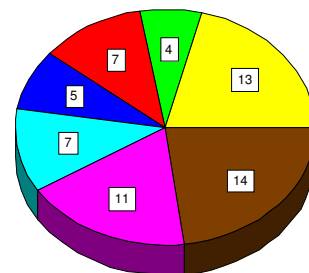
Crashes by Month



DUI Arrests by Time of Day

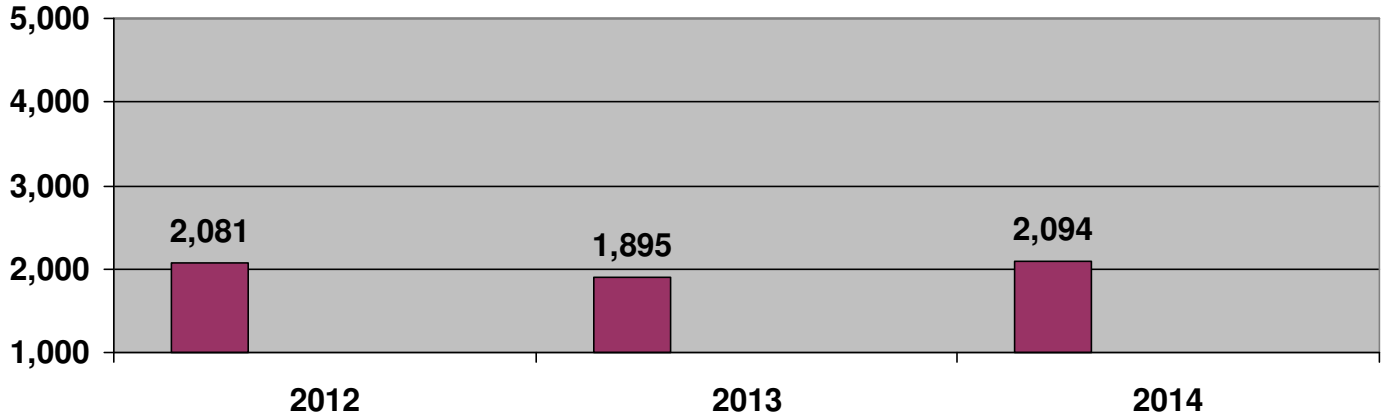


DUI Arrests by Day of Week

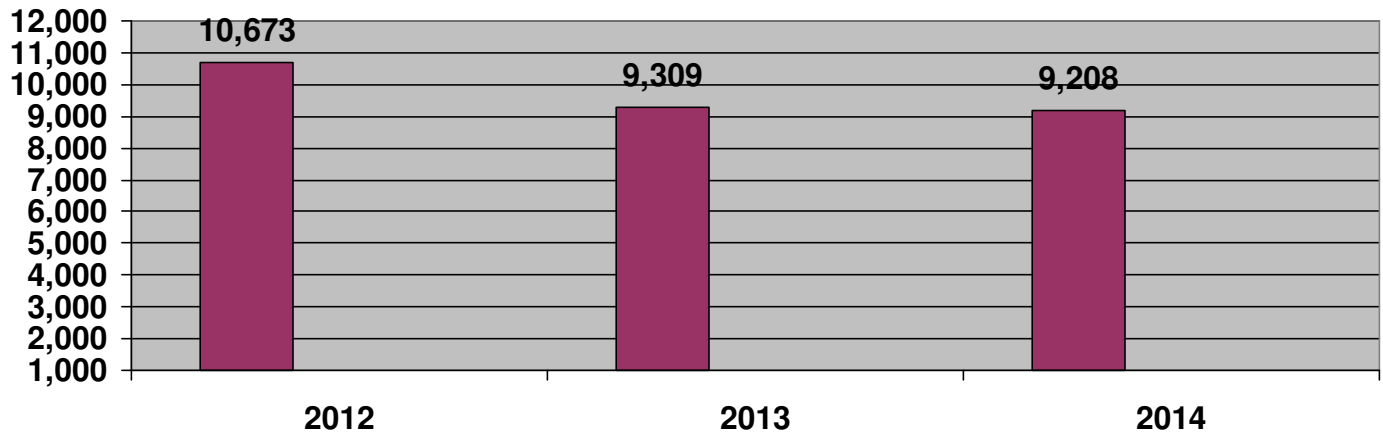


Enforcement Statistics

Arrests Made



Reports Taken



Top 5 Intersection Crash Locations In The City

Lake Road @ Mall Blvd.
51 Bypass @ Lake Road
51 Bypass @ Parr Ave.
51 Bypass @ Upper Finley Road
51 Bypass @ Wade Hampton



Dyersburg Police Department - 2014

2013 Population Estimate	17,002
Offense Overview	
Offense Total	3,377
Number Cleared	1,242
Percent Cleared	36.78 %
Group A Crimes per 100,000 population	19,862.4
Arrest Overview	
Total Arrests	2,094
Adult Arrests	1,886
Juvenile Arrests	208
Unknown Age	0
Arrests per 100,000 population	12,316.2
Average number offenses/incident	1.16

Domestic Violence Victims		
Offense	Reported	Cleared
Murder	1	1
Aggravated Assault	72	58
Simple Assault	420	213
Intimidation	28	6
Stalking	0	0
Forcible Rape	4	2
Forcible Sodomy	0	0
Sexual Assault W/Object	0	0
Forcible Fondling	6	1
Incest	0	0
Statutory Rape	0	0
Kidnapping/Abduction	8	7
Total	539	288

TIBRS Group B Arrests		
Offense	Adult	Juvenile
Bad Checks	3	0
Curfew/Vagrancy	0	8
Disorderly Conduct	59	19
DUI	44	0
Drunkenness	131	0
Family-Non Violent	2	0
Liquor Law Violations	32	15
Peeping Tom	0	0
Trespass	29	1
All Other Offenses	569	56
Total Group B	869	99

TIBRS Group A Offenses	Offenses		Arrests	
	Reported	Cleared	Adult	Juvenile
Crimes Against Persons				
Murder	2	2	2	0
Negligent Manslaughter	0	0	0	0
Kidnapping/Abduction	9	8	0	0
Forcible Rape	8	3	2	1
Forcible Sodomy	4	0	0	0
Sexual Assault W/Object	0	0	0	0
Forcible Fondling	11	2	1	0
Incest	0	0	0	0
Statutory Rape	3	0	0	0
Aggravated Assault	183	93	66	6
Simple Assault	694	272	200	22
Intimidation	90	14	8	0
Stalking	5	0	0	0
Commercial Sex Acts	0	0	0	0
Involuntary Servitude	0	0	0	0
Crimes Against Property				
Arson	5	2	0	3
Bribery	0	0	0	0
Burglary	275	46	27	9
Counterfeiting/Forgery	60	15	8	0
Destruction/Damage/Vandalism	327	55	24	9
Embezzlement	9	4	4	0
Extortion/Blackmail	1	0	0	0
Fraud - False Pretenses	67	9	9	0
Fraud - Credit Card/ATM	41	8	8	0
Fraud - Impersonation	32	15	9	1
Fraud - Welfare	0	0	0	0
Fraud - Wire	0	0	0	0
Motor Vehicle Theft	40	6	5	0
Robbery	19	8	4	1
Stolen Property Offenses	4	3	1	1
Theft - Pocket-picking	0	0	0	0
Theft - Purse Snatching	0	0	0	0
Theft - Shoplifting	464	359	393	32
Theft From Building	181	23	18	3
Theft From Coin Machine	2	0	0	0
Theft From Motor Vehicle	184	8	5	3
Theft of Motor Vehicle Parts	54	1	1	0
Theft - All Other Larceny	197	20	19	0
Crimes Against Society				
Drug/Narcotic Violations	303	182	158	11
Drug/Narcotic Equipment Violations	69	60	30	4
Gambling - Betting/Wagering	0	0	0	0
Gambling - Operating/Promoting	0	0	0	0
Gambling - Equipment Violations	0	0	0	0
Gambling - Sports Tampering	0	0	0	0
Pornography/Obscene Material	1	0	0	0
Prostitution	0	0	0	0
Prostitution Assisting/Promoting	2	0	0	0
Purchasing Prostitution	0	0	0	0
Weapon Law Violations	31	24	15	3
Total Group A Offenses	3,377	1,242	1,017	109