

Dyersburg Police Department 2020 Annual Report



**AN INTERNATIONALLY ACCREDITED LAW ENFORCEMENT
AGENCY**

Table of Contents

A MESSAGE FROM THE CHIEF/MISSON STATEMENT3-4
DEPARTMENT ORGANIZATION/ COMMAND STAFF..... 5
FUNCTIONAL RESPONSIBILITIES..... 6
LAW ENFORCEMENT ACCREDITATION..... 7
DEPARTMENT BUDGET 8
TRAFFIC STATS 9
DEPARTMENT PERSONNEL OVERVIEW 10
RISK MANAGEMENT ANALYSIS 11-17
ANNUAL IA & COMPLAINT REVIEW 18
TBI YEARLY CRIME STATISTICS 19-20

“WE EXIST TO SERVE THE COMMUNITY”

<http://www.dyersburgtn.gov/police>



@DyersburgPD

A MESSAGE FROM THE CHIEF



I am pleased to announce the 2020 Dyersburg Police Department Annual Report. 2020 was a difficult year as the pandemic hit our community. Difficult weeks turned into months, and over a year later we are still feeling the effects. Our officers face challenges daily, and 2020 gave us many. I am proud of the professionalism, dedication, and hard work that our officers do each and every day protecting our wonderful community. We have 60 commissioned police officers that serve our community representing the best of the best in the law enforcement profession. We proudly represent our community as an Internationally Accredited Police Agency that only 5% of the more than 18,000 law enforcement agencies in the United States can achieve. The Commission on Law Enforcement Accreditation (CALEA) certifies this prestigious honor on our department as we meet the more than 360 Standards on a continuous basis. The DPD also maintains State Law Enforcement Accreditation through the Tennessee Association of Chiefs of Police (TLEA). Both of these accreditation programs are voluntary, which shows our commitment to provide our community with the highest level of professional police services.

Our support staff consists of 8 dedicated civilian staff that are a crucial part of our team. The work that these dedicated individuals do in a supportive role with our commissioned staff ensures that the DPD performs to the highest of standards. Our team is rounded out with 14 part-time traffic safety personnel, who provide safety for our children at school crossing zones, working special events, and major traffic scenes where traffic control is needed.

I would like to thank Dyersburg Mayor John Holden, and the Board of Aldermen for their unwavering support and investment in the Dyersburg Police Department and public safety. I encourage you to stay connected by following the Dyersburg Police Department Facebook page where we post news releases and events concerning the department and our community.

Lastly, thank you to our community for your support. We are so very fortunate to live in such a caring, supportive community that embraces law enforcement. We are committed to providing you with quality professional services, and enhancing our relationship and partnerships for a better Dyersburg.



MISSION STATEMENT

The Dyersburg Police Department exists to serve the community by protecting life and property; by preventing crime; by enforcing the laws; and by maintaining order for all citizens. Central to our mission are the values that guide our work and decisions and help us contribute to the quality of life in Dyersburg. Our values are characteristics or qualities of worth. ***They are non-negotiable.*** Although we may need to balance them, we will never ignore them for the sake of expediency or personal preference. We hold our values constantly before us to teach and remind us and the community we serve of our ideals. They are the foundation upon which our policies, goals, and operations are built. In fulfilling our mission, we need the support of citizens, elected representatives, and city officials in order to provide the quality of service our values commit us to providing.

We, the men and women of the Dyersburg Police Department, value:

***HUMAN LIFE* INTEGRITY* LAWS and CONSTITUTION**

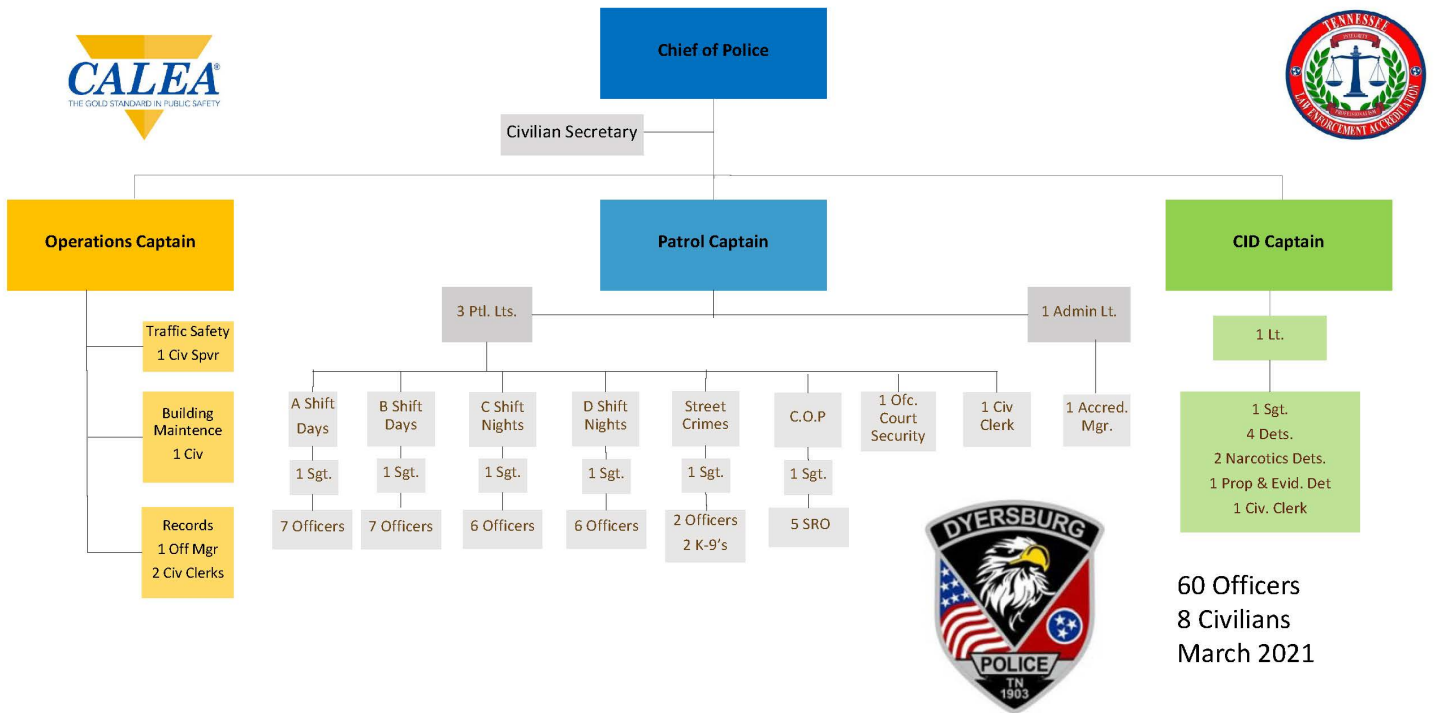
***EXCELLENCE* ACCOUNTABILITY* COOPERATION**

***PROBLEM-SOLIVING* OURSELVES**



Shop with a Cop December 2020

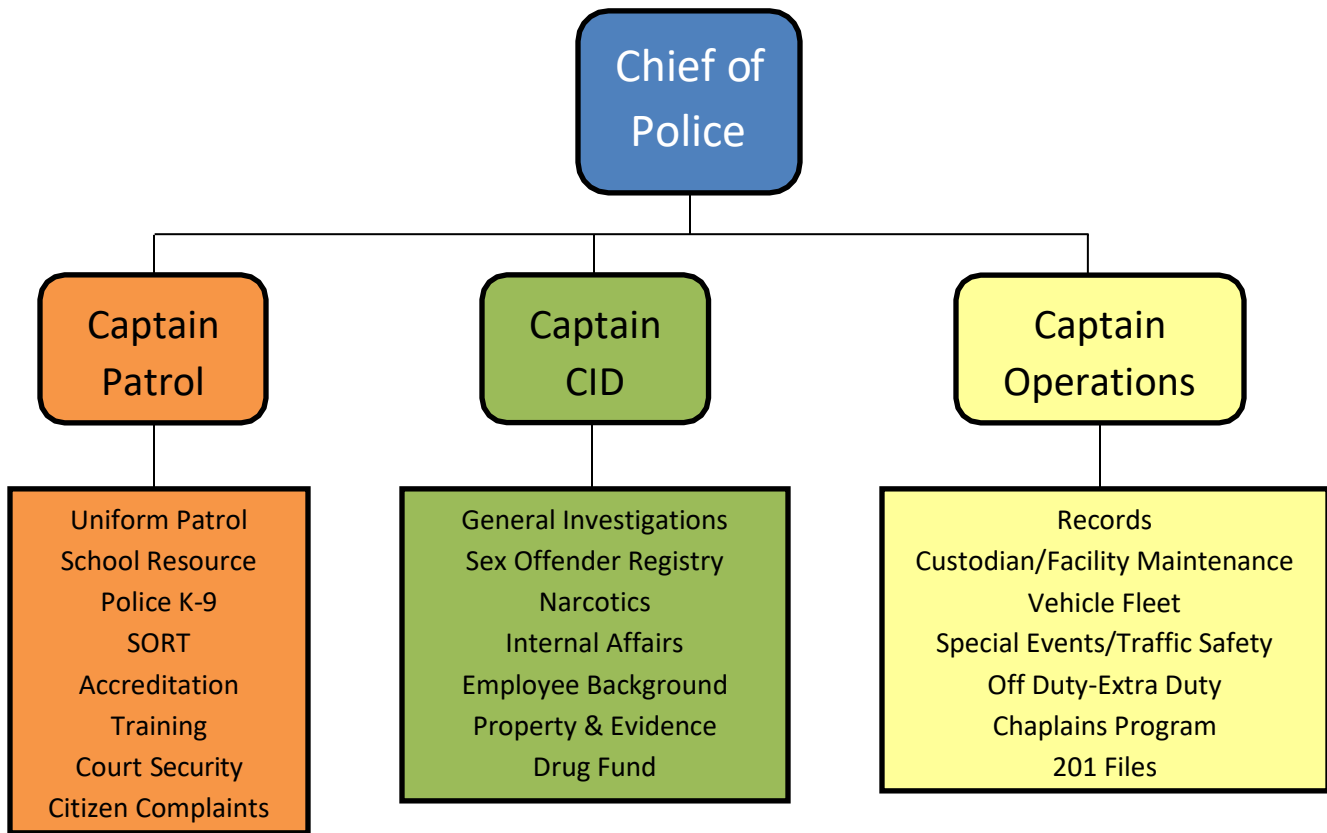
Dyersburg Police Department Organization Structure



Command Staff

Chief of Police- Chief Steven Isbell
 Operations Commander- Captain Roger Dudley
 Criminal Investigations Commander- Captain Billy Williams
 Patrol Commander- Captain Thomas Langford

Functional Responsibilities Chart



Dyersburg Police Department is 1 of only 5 agencies in West Tennessee to achieve the honor of being an Internationally Accredited Agency. Of the 18,000+ law enforcement agencies in the U.S., the Dyersburg Police Department is among the 5% that have received CALEA accreditation.

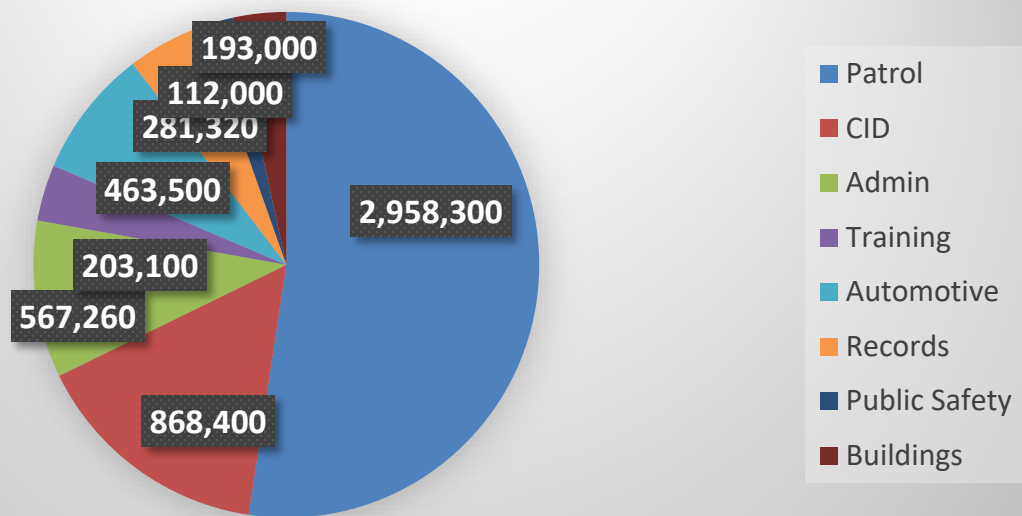
We are a full-service agency that provides 24/7 coverage. Additionally, the department is state accredited by (TLEAP) Tennessee Law Enforcement Accreditation Program, through the Tennessee Association of Chiefs of Police. The department currently operates on an annual budget of 5.5 million dollars along with 68 full time personnel.

In September of 2014, the Dyersburg Police Department renewed their relationship and membership with Commission of Accreditation for Law Enforcement Agencies (CALEA), and received the award for Advanced Accreditation (Tier 2) in November of 2015 and November of 2019. This enabled the Dyersburg Police Department to become one of the first agencies internationally to embark upon the re-designed 4-year accreditation cycle. This cycle improves the agency's compliance with the standards and ensures that policies are up-to-date with the latest trends, goals, objectives, techniques, and training available. Annually, the Dyersburg Police Department undergoes a remote assessment from CALEA Customer Service Members (CSM) wherein a random sampling of 25% of the standards and agency proofing (policies, reports, photos, videos, training logs, etc.) are selected for intense review by the CSM. Our "physical" on-site is scheduled for 2023, and our agency will be one of the first to have this done. We are proud to be a member of such an elite group of organizations as only approximately 5% of the nation's police agencies are internationally accredited by CALEA.

The Dyersburg Police Department was the 4th agency within the State of Tennessee to achieve the newly minted Tennessee Law Enforcement Accreditation (TLEA) award in 2010. Since that time, we have received our third award from the Tennessee Association of Chiefs of Police Professional Standards Committee. As a member of TLEA, the agency undergoes a separate, on-site, review of standards every three years by a team of TLEA Assessors.

The CALEA and TLEA on-sites involve a tour of the department, meetings with the Chief of Police and the Command Staff, interviews of individual officers and trainers, file reviews and confirmation of performance through ride-a-longs with random officers of the assessors choosing, public call-in sessions, and a public hearing wherein members of the public are invited to come forward and offer their opinions & experiences with the Dyersburg Police Department. Once that has been conducted the agency heads and the accreditation manager attend a conference where they are questioned in a public forum by members of the commission and judged as to whether we have achieved the status of accreditation. Once that is achieved the entire cycle begins again, ensuring that the agency is always at the forefront of law enforcement.

DPD Budget 2020-2021



Of the total \$5.8 Million Dollar annual department operating budget, Employee Salaries, and Benefits accounts for 65% of the budget.

Patrol - Equipment and operating supplies to maintain 48 commissioned officers that provide 24/7 coverage to the corporate limits of the city.

Criminal Investigation- Equipment and operating supplies to maintain 12 commissioned officers that includes Detectives and Narcotic Detectives that investigate and follow up on all criminal cases.

Administration - Included in this budget are contractual agreements, random drug testing for new hires and ongoing testing for employees and electronic connection services for department hardware and equipment.

Training - To provide travel expenses for officers to attend various training conferences and specialized schools. Included also are 4 commissioned officers for training, property & evidence & Professional Standards.

Automotive - The department has a fleet of vehicles that includes 38 Marked Police Vehicles, 18 Un-Marked Police Vehicles and 6 Specialty Vehicles. Provides for constant regular maintenance and upkeep.

Records - The department maintains a secure intranet computer system that includes 3 different sites. The network contains some 30+ desktop and laptop workstations for our records management system.

Public Safety - The department has 14 Traffic Safety Personnel that work daily at School Zones & Special Events.

Buildings - Includes upkeep and maintenance on 4 department buildings and furnishings.

2020 Traffic Statistics

Top 5
Crash Locations in the City

1. 51 Bypass @ Lake Road
2. Lake Road @ Mall Blvd.
3. 51 Bypass @ Parr Ave.
4. St. John @ 51 Bypass
5. Mall Blvd. @ Mall Loop

The Department made 48 DUI Arrests in 2020 compared to 50 in 2019.

There were 438 Crashes investigated in 2020 compared to 546 in 2019.

There were 2 Fatal Crashes in the City in 2020 compared to 2 in 2019.

2020 Crashes by Month

Jan	Feb	Mar	Apr	May	Jun	Jul	Aug	Sept	Oct	Nov	Dec
45	44	30	31	32	35	44	32	34	32	38	41

2020 DUI Arrests by Month


Jan	Feb	Mar	Apr	May	Jun	Jul	Aug	Sept	Oct	Nov	Dec
5	6	1	3	6	4	6	3	1	2	7	4

Department Personnel Overview

Years of Service	Commissioned	Civilian
0-1 year	3	1
1-5 years	12	1
5-10 years	10	1
10-15 years	5	1
15-20 years	6	1
20-25 years	7	3
25-30 years	6	0
30+ years	7	0

Authorized Strength of the Dyersburg Police Department is 60 Commissioned Officers & 8 Civilian Support Staff

Age of Employee	Commissioned	Civilian
20-25	0	0
25-30	8	0
30-35	14	2
35-40	8	0
40-45	6	0
45-50	4	3
50-55	7	0
55-60	5	1
60+	4	2



Dyersburg Police Department

Training Division

Risk Management Analysis

2020

Prepared by:

**Ptl. Dustin Holley
Use of Force Instructor**

Dyersburg Police Department

Introduction

During the calendar year of 2020, officers of the Dyersburg Police Department responded to a total of 24,253 calls for police service.

Of these calls, there were a total number of 2,163 arrests made. Of the 2,163 arrests, 2,055 were Adults and 108 were Juveniles.

When comparing this number to the 2,031 total arrests made in 2019, it was discovered that the Dyersburg Police Department made 132 more arrests in 2020, which is a 6.5% increase.

There was a total of 72 Use of Force incidents reported in 2020. That's an average of 1 Use of Force incident out of every 30 arrests made. This means of the 2,163 arrest made a Dyersburg Police officer had to use some type of force 3.3% of the time.

Of the resistant offenders arrested by the Dyersburg Police Department in 2020, 8 were juveniles and 64 were adults.

The 2020 Risk Management Analysis revealed the following:

First Quarter of 2020:

- The total number of force encounters is 18.
- 4 of these encounters occurred on a Wednesday after 1600hrs.
- Force encounters most often occurred between 1600-2000hrs, with 5 being the total.
- The most active zone for force encounters, 11, was observed to be the East Zone.

Second Quarter of 2020:

- The total number of force encounters is 20.
- 4 of these encounters occurred on a Thursday between 2000-0000hrs.
- Force encounters most often occurred between 2000-0000 hrs., with 7 being the total.
- The most active zone for force encounters, 12, was observed to be the West Zone.

Third Quarter of 2020:

- The total number of force encounters is 23.
- 6 of these encounters occurred on a Tuesday between 0000-0400hrs.
- Force encounters most often occurred between 1600-2000hrs, with 7 being the total.
- The most active zone for force encounters, 13, was observed to be the East Zone.

Fourth Quarter of 2020:

- The total number of force encounters is 12.
- 7 of these encounters occurred on a Saturday between the hours of 0000-0400 hrs.
- Force encounters most often occurred between 2000-0000 hrs., with 7 being the total.
- Both East and West Zones were observed have 6 force encounters in each zone.

2020 Encounter Types:

- Of the total uses of force reported in 2020, 55 were during misdemeanor arrests and 23 were for felony arrests.

Force Applications on Resistant Subjects Summary:

Officers encountered a total of 72 Response to Resistance incidents in 2020. This shows a 12% decrease from 2019 that showed 81 incidents. Even though there is an increase in the number of arrests, Officers have been able to decrease the number of force applications by increasing emphasis on pre assault indicators. Even with the challenges of Covid-19, DPD continues to focus on educating officers in objectively reasonable applications of force upon resistant subjects.

During department training officers are placed in scenarios where they are forced to make decisions in tense, uncertain, and rapidly evolving situations which simulate a real-world environment. This training is designed to help officers become more aware of the pros and cons of the application of force on a resistant subject as well as the inherent risks to both officers and the resistant subject. Future training will strive to seek a balanced use of the tools and empty hand controls so that officers are constantly aware of their options while under stress. This will aid the officers in continuing to make the appropriate decisions in the field.

As a result of all physical force utilized by members of the Dyersburg Police Department in 2020, there are 7 incidents that caused an injury to a suspect, and required some degree of medical attention. Medical treatment was made available in every incident as soon as the officer was able to safely do so. This demonstrates that officers are following the Dyersburg Police Department Response to Resistance Policy regarding Assistance to the Injured.

In 2020 there were no reported instances where the Asp Baton was used to subdue a resistant subject.

The use of the Taser CEW has increased by 44% in 2020. There was a total of 11 Taser CEW deployments in 2020 compared to the 6 deployments in 2019. There were 4 reported Taser CEW deployments in which officers energized the subject more than once. In each of these incidents, the subject continued to resist arrest after they received the initial deployment. Overall, officers have made excellent force decisions when the Taser has been applied, but are not over-reliant on the Taser CEW.

Pursuits:

In 2020 there were 34 incidents where a suspect evaded arrest in a motor vehicle. Of these there was 1 pursuit reported. When faced with suspects who resist by evading in a motor vehicle, our officers are accurately choosing not to pursue with little or no supervisory input. This continues to demonstrate the effectiveness of our policy and training in Emergency Vehicle Operations that only allows for violent, felony pursuits.

Chemical Agent:

2020 showed a total of 9 uses of chemical agent, or a 19% decrease, compared to the 2019 reported uses of 11. There were no injuries to suspects as a direct use of the chemical agent. Of the 9 incidents that the chemical agent was utilized as a force option, officers were able to decontaminate all of the suspects either on scene or upon arrival at the correctional facility, with the aid of correctional officers.

Weapons:

There were no weapon deployments in 2020.

Assault on Sworn Officer Review

During the calendar year of 2020, officers of the Dyersburg Police Department responded to a total of 24,253 calls for police service. Of these calls, there were a total number of 2,163 arrests made. Of the 2,163 arrests, 2,055 were Adults and 108 were Juveniles.

While performing their duties there were a total of 5 members of the Dyersburg Police Department assaulted. Out of the 5 incidents there were none that resulted in the officer receiving medical treatment.

Three of these assaults occurred while officers were investigating misdemeanor crimes. The other two were juvenile offenders. Out of the 5 assaults all but one occurred while officers were attempting to place the suspect in the patrol vehicle for transport.

The review did not reveal any unusual mistakes upon the officer's behalf or trends. Even so, training on pre-assault/threat indicators continues to be implemented within all facets of training as well as de-escalation strategies, defensive tactics, and the use of less lethal tools (spray, baton, and taser).

Table 1: 2020 Demographic Data of Force Encounters When Responding to Resistance

<p><u>White Males (37% of Force Encounters):</u> Resistant subjects for this category increased from the total of 23 in 2019 to a total of 29 in 2020. This is a increase of 23% from the previous year.</p> <p><u>Black Males (37% of Force Encounters):</u> Resistant subjects for this category increased from 24 in 2019 to 29 in 2020. This is a increase of 19% from the previous year.</p> <p><u>White Females (8% of Force Encounters):</u> Resistant subjects for this category decreased from 11 in 2019 to 6 in 2020. This is an decrease of 42% from the previous year.</p> <p><u>Black Females (17% of Force Encounters):</u> Resistant subjects for this category increased from 4 in 2019 to 13 in 2020. This is a increase of 69% from the previous year.</p> <p><u>Hispanic Male (1% of Use of Force Encounters):</u> Resistant subjects for this category stayed the same from the total of 1 in 2019 to a total of 1 in 2020. There is no change in this area from the previous year.</p> <p><u>Hispanic Female (0% of Use of Force Encounters):</u> Resistant subjects for this category decreased from the total of 1 in 2019 to a total of 0 in 2020. This is a decrease of 100% from the previous year.</p>
--

Table 2: 2020 Analysis

Dyersburg Police Department

Response to Resistance 2020 Annual Analysis Chart

	White		Black		Hispanic/Latino any race		Other		Total
	Male	Female	Male	Female	Male	Female	Male	Female	
Firearm Discharge	0	0	0	0	0	0	0	0	0
• Number of Suspects Receiving Non-Fatal Injuries from Firearms	0	0	0	0	0	0	0	0	0
• Number of Suspects Receiving Fatal Injuries from Firearms	0	0	0	0	0	0	0	0	0
Pursuits	0	0	1	0	0	0	0	0	1
CEW Deployment	3	1	5	2	0	0	0	0	11
Baton	0	0	0	0	0	0	0	0	0
Chemical /OC	2	0	4	1	1	0	0	0	9
Weaponless	28	5	23	11	0	0	0	0	67
Total Use of Force Applications*	33	6	33	14	1	0	0	0	88

Total Number of Incidents Resulting in Officer Injury or Death During Force Encounters	3 injured 0 Deaths
Total Number of Incidents Resulting in Suspect Injury or Death During Force Encounters	7 injured 0 deaths
Total Number of Calls	24253
Total Use of Force Arrests	72
Total Use of Force Complaints	0



- One Use of Force Arrest may include a variety of officer response tactics (CEW, Pursuit, Firearm, Baton, OC, Weaponless) and therefore, may reflect a different numeric total than the Use of Force Incident itself.
- For accurate statistical purposes the use of a firearm on an attacking animal IS NOT added into the totals. However, it has been noted when it has occurred, and the DPD does track them annually as part of the Personnel Early Warning System.
- Of the 24253 Calls for service over the 2020 period only 9.1% resulted in an arrest.
- Of the 2163 custodial arrests made over the same 2020 period officers used force only 3.33% of the time.


Data Collection Period: 01/01/2020 to 12/31/2020

Table 3: Ongoing Analysis

Dyersburg Police Department

Response to Resistance 15 Year Analysis (2005-2020)

	White		Black		Hispanic/Latino any race		Other		Total
	Male	Female	Male	Female	Male	Female	Male	Female	
Firearm Discharge	3	0	0	0	0	0	0	0	3
• Number of Suspects Receiving Non-Fatal Injuries from Firearms	1	0	0	0	0	0	0	0	1
• Number of Suspects Receiving Fatal Injuries from Firearms	2	0	0	0	0	0	0	0	2
Pursuits	20	3	28	3	0	0	3	0	57
CEW Deployment	81	9	91	11	1	0	0	0	193
Baton	21	0	27	0	0	0	0	0	48
Chemical /OC	147	39	136	27	1	1	3	0	355
Weaponless	373	123	353	103	11	1	2	0	966
Total Use of Force Applications*	648	174	635	144	13	2	8	0	1,625

Total Number of Incidents Resulting in Officer Injury or Death During Force Encounters	40 injured 0 Deaths	
Total Number of Incidents Resulting in Suspect Injury or Death During Force Encounters	77 Injured 2 Deaths	
Total Number of Calls	443,259	
Total Use of Force Arrests	1381	
Total Use of Force Complaints	4	

- One Use of Force Arrest may include a variety of officer response tactics (CEW, Pursuit, Firearm, Baton, OC, Weaponless) and therefore, may reflect a different numeric total than the Use of Force Incident itself.
- For accurate statistical purposes the use of a firearm on an attacking animal **IS NOT** added into the totals. However, it has been noted when it has occurred, and the DPD does track them annually as part of the Personnel Early Warning System.
- Of the 443,259 Calls for service over the 15-year period only 10.37% resulted in an arrest.
- Of the 45,986 custodial arrests made over the same 15-year period officers used force only 3.00% of the time.

Data Collection Period: 2005 to 2020

Commentary:

In conclusion, even with the challenges that Covid-19 brought to the DPD with adhering to social distancing, and training cancelation due to most police training schools being cancelled as a result of the virus, DPD continued to strive to provide the best quality training in order to keep our officers proficient in their everyday tasks.

Officers of the Dyersburg Police Department are utilizing sound judgment in all use of force encounters. This could not have been done without the Dyersburg Police Department dedication to ongoing training and the officer's reception of said training, coupled with a dedication to professionalism.

The calls for service, and total arrests, have increased compared to 2019. Even with the overall increase, the force encounters did decrease significantly from 1 in 25 arrests to 1 in 32 arrests where an officer was involved in a force encounter. There have been no other trends detected within the 2020 Risk Management Analysis beyond identifying time frames where shifts remain at peak call volume. This was addressed through the staffing levels developed by the Commander of Patrol Services.

As the Dyersburg Police Departments Use of Force instructor, it is my professional opinion to not only continue to focus on high quality training, but to make sure officers are comfortable in their decision making in order to make a more proficient patrol officer.

In 2020, Officer Survival Tactics, Emergency Vehicle Operations, Firearms, De-Escalation Tactics, and Response to Resistance instructors combined their efforts in order to combat the issues that Covid-19 brought to DPD's training. These instructors worked tirelessly to provide the information the officers needed to police in the most effective manner possible, while staying safe in the field from both assaults and Covid-19. It's my recommendation that in the upcoming year that all high risk, high liability instructors strive to come together and form training exercises that includes each instructor's specialty. In my professional opinion this will not only benefit officers but the instructors as well.

Respectfully,

Ptl. Dustin H. Holley
Use of Force Instructor
Dyersburg Police Department

Annual Internal Affairs & Complaint Review

Reporting Period January 1st to December 31st, 2020 Date of Report 06/10/2021

Report Submitted by: Capt. Thomas Langford

Citizen Complaints

	External	Internal	Total
Total Complaints Filed	22	1	23
Total Referred to I/A	0	1	1
Total Handled by Supervisor	22	0	22

Internal & External Complaint Types

Type	Filed	Founded	Unfounded (Complaint is False)	Pending	Insufficient Evidence
OIS	0	0	0	0	0
Excessive Force	1	0	1	0	0
Sexual Misconduct	0	0	0	0	0
Inappropriate Language/ Conduct	21	2	19	0	0
Theft	0	0	0	0	0
All Other	0	0	0	0	0

Total of 1 Internal Complaints referred to Internal Affairs

There has been a total of 23 complaints filed during the year 2020. Only 1 of those were initiated internally while the 22 remaining were external complaints initiated by citizens.

Dyersburg Police Department- NIBRS Agency Crime Overview- 2020

Population Estimate		16,226		Offenses (*)		Arrests (**)	
Offense Overview		Group A Offenses		Reported	Cleared	Adult	Juvenile
Offense Total		2,797		Crimes Against Persons			
Number Cleared	1,258	Murder		1	1	1	0
Percent Cleared	44.98%	Negligent Manslaughter		0	0	0	0
Group A Crimes per 100,000 population	17,237.8	Negligent Vehicular Manslaughter		0	0	0	0
Arrest Overview		Kidnapping/Abduction		13	9	4	0
Total Arrests	2,054	Forcible Rape		7	1	0	0
Adult Arrests	1,973	Forcible Sodomy		0	0	0	0
Juvenile Arrests	81	Sexual Assault W/ Object		0	0	0	0
Unknown Age	0	Forcible Fondling		15	1	1	0
Arrests per 100,000 population	12,658.7	Incest		0	0	0	0
Average number offenses/incident	1.19	Statutory Rape		2	0	0	0
Domestic Violence Victims		Aggravated Assault		178	112	86	1
Offense	Reported	Cleared	Simple Assault	514	242	169	17
Murder	0	0	Intimidation	114	17	8	1
Aggravated Assault	56	45	Stalking	20	7	4	0
Simple Assault	318	176	Commercial Sex Acts	0	0	0	0
Intimidation	34	5	Involuntary Servitude	0	0	0	0
Stalking	11	3	Crimes Against Property				
Forcible Rape	4	1	Arson	3	1	1	0
Forcible Sodomy	0	0	Bribery	0	0	0	0
Sex Aslt. W/ Obj	0	0	Burglary	187	39	38	1
Forcible Fondling	9	0	Counterfeiting/Forgery	54	9	8	1
Incest	0	0	Destruction/Damage/Vandalism	258	52	25	6
Statutory Rape	0	0	Embezzlement	4	2	2	0
Kidnapping/Abduction	10	7	Extortion/Blackmail	0	0	0	0
Commercial Sex Acts	0	0	Fraud-False Pretenses	55	9	7	0
Involuntary Servitude	0	0	Fraud-Credit Card/ATM	33	5	5	0
Total	442	237	Fraud-Impersonation	11	5	3	0
Group B Arrests		Fraud-Welfare		0	0	0	0
Offense	Adult	Juvenile	Fraud-Wire	0	0	0	0
Bad Checks	3	0	Fraud- Identity Theft	0	0	0	0
Curfew/Vagrancy	0	0	Fraud-Computer Hacking/Invasion	0	0	0	0
Disorderly Conduct	24	9	Robbery	21	8	6	1
DUI	47	0	Theft-Pocket-picking	1	1	0	0
Drunkness	125	0	Theft-Purse Snatching	0	0	0	0
Family-Non Violent	1	0	Theft-Shoplifting	430	319	349	8
Liquor Law Violations	10	3	Theft from Building	113	20	13	1
Peeping Tom	0	0	Theft from Coin Machine	1	0	0	0
Trespass	84	4	Theft from Motor Vehicle	149	18	13	1
All Other Offenses	666	15	Theft of Motor Vehicle Parts	56	7	4	0
Total Group B	960	31	Theft- All Other Larceny	121	13	10	1
			Motor Vehicle Theft	57	13	10	3
			Stolen Property Offenses	1	1	0	0

Dyersburg Police Department- NIBRS Agency Crime Overview-2019 Cont'd

Group A Offenses Continued	Offenses (*)		Arrests (**)	
	Reported	Cleared	Adult	Juvenile
Crimes Against Society				
Animal Cruelty	8	4	5	0
Drug/Narcotic Violations	219	200	166	6
Drug/Narcotic Equipment Violations	108	107	50	1
Gambling-Betting/Wagering	0	0	0	0
Gambling- Operating/Promoting	0	0	0	0
Gambling- Equipment Violations	0	0	0	0
Gambling- Sports Tampering	0	0	0	0
Pornography/Obscene Material	4	1	0	0
Prostitution	1	1	0	0
Prostitution Assisting/ Promoting	0	0	0	0
Purchasing Prostitution	0	0	0	0
Weapon Law Violation	39	34	25	1
Total Group A Offenses	2,797	1,258	1,013	50

(*) Offenses are counted using the FBI Units of Count for Crime

(**) The 'Arrests' column shows arrest made for incidents during the selected period, regardless of arrest date. Arrest counts for the same period may change over time.

It should be noted this report is valid as of July 14, 2021 and is subject to change