

DYERSBURG POLICE DEPARTMENT

2022 Annual Report



AN INTERNATIONALLY ACCREDITED LAW ENFORCEMENT AGENCY




A Message From the Chief

I am pleased to announce the 2022 Dyersburg Police Department Annual Report. Our report reflects the dedication and proactive policing that our team of 60 commissioned officers, 9 support staff, and 17 traffic support personnel do providing public safety to our community. We strive to provide professional services to our community by maintaining high standards and training that far exceeds the State mandatory police training requirements. The department maintains international law enforcement accreditation through (CALEA) Commission on Accreditation for Law Enforcement Agencies. There are more than 18,000 law enforcement agencies with less than 5% achieving CALEA accredited status. Additionally, the department is accredited through (TLEA) Tennessee Law Enforcement Accreditation. Accreditation is not a mandatory requirement of law enforcement agencies; however, we feel it necessary to pursue excellence and provide quality public safety to our community.

I am also pleased to announce that the department started the process in 2022 to be considered for funding made available through Tennessee Governor Bill Lee's initiative to provide financial aid to law enforcement agencies. The funding is to combat violent crime in our State. We partnered with five other law enforcement agencies in Northwest Tennessee, and agreed to apply and manage the competitive grant. We were awarded \$1,270,000, which will be used to add 83 license plate readers from Ripley to South Fulton and to purchase and maintain equipment needs of each agency. The Dyersburg Police Department was awarded an additional \$278,000 through the formula grant which is also a competitive grant. We will utilize those funds to purchase 18 Skycop cameras and other equipment needs utilizing technology to assist us in fighting violent crime. We continue to build upon police and community relationships through our Community Changer initiative to enhance quality of life and reduce crime.

City of Dyersburg Mayor John Holden and Board of Aldermen support and fund the department ensuring we have the training, tools and other resources needed to provide public safety for our community. We are thankful for their support.

Steven L. Isbell, Dyersburg Police Department Chief of Police



Dyersburg Police



MISSION

The Dyersburg Police Department is dedicated to protecting life, property, and maintaining order for all citizens. Our unwavering values drive our mission, shaping our actions and decisions. These values underpin our policies and operations, and with support from the community and officials, we provide a committed quality of service.



VISION

Striving for a safer and united community, the Dyersburg Police Department envisions a future where trust and collaboration prevail. Our aim is to create an environment where every individual feels secure, and where law enforcement works hand in hand with residents to prevent crime, promote justice, and cultivate lasting harmony. Through innovation and dedication, we aspire to set a benchmark for effective policing, enhancing the quality of life for all in Dyersburg.



VALUES

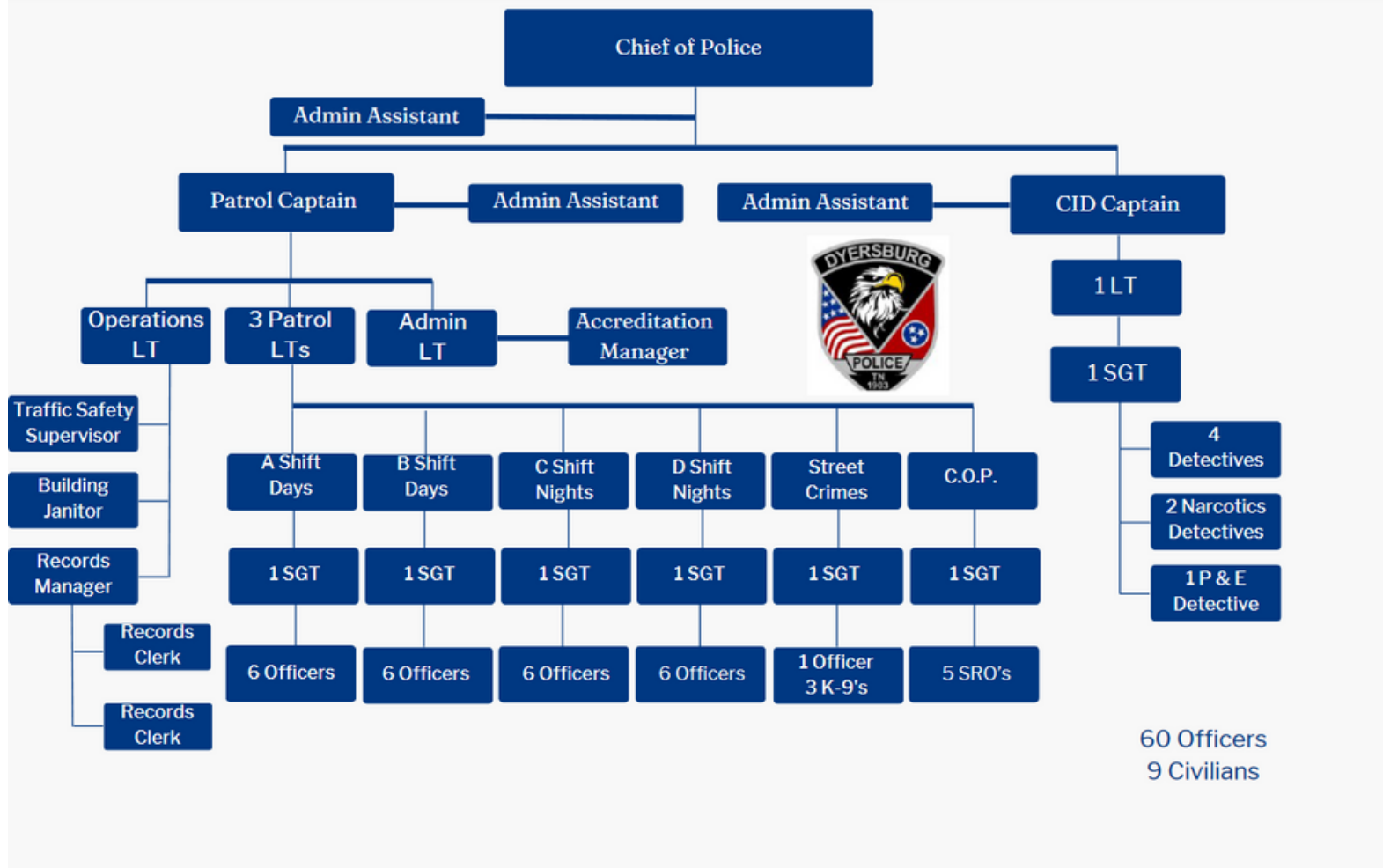
- Human life
- Integrity
- Laws and Constitution
- Excellence
- Accountability
- Cooperation
- Problem-Solving
- Ourselves

Organizational Structure

Dyersburg Police Department

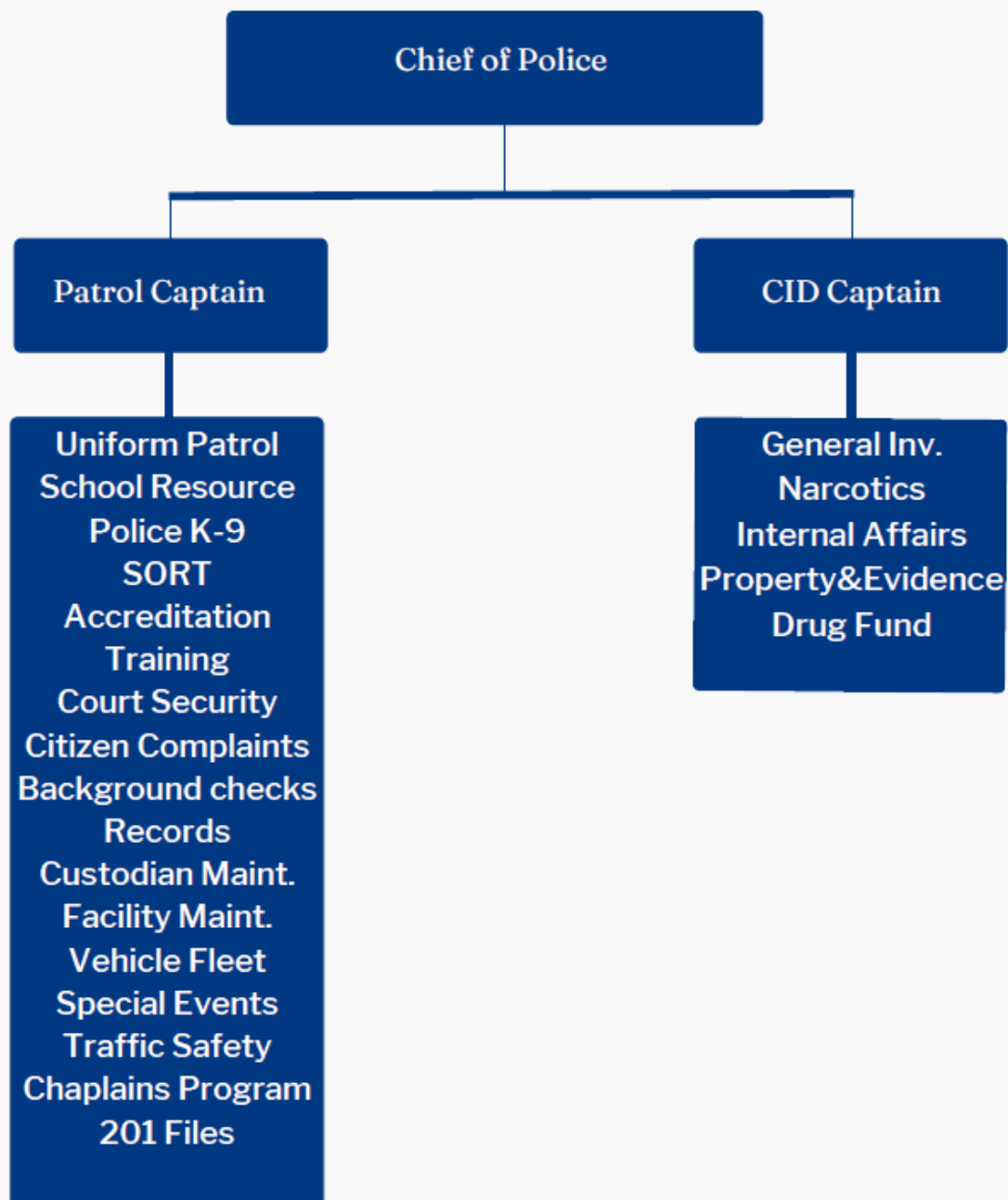
Organizational Structure


August 2023



Functional Responsibility

Dyersburg Police Department Functional Responsibilities Chart





Accreditation

The Dyersburg Police Department is one of just six agencies in West Tennessee to earn the esteemed distinction of being an Internationally Accredited Agency. Out of over 18,000 law enforcement agencies in the United States, we are proud to belong to the exclusive 5% that have been granted CALEA accreditation.

Additionally, our department holds state accreditation through the Tennessee Law Enforcement Accreditation Program (TLEAP), a recognition bestowed by the Tennessee Association of Chiefs of Police.

We operate as a full-service agency, providing round-the-clock coverage to our community. To support our mission, the department operates with an annual budget of 6.8 million dollars and maintains a dedicated team of 69 personnel.

2022-2023 Annual Budget

Description	Budget
Public Safety	130,100
Supplemental Pay	51,500
Administration	586,100
Operations	109,800
Criminal Investigation	906,200
Patrol	3,743,700
Records/Comp. Oper.	313,900
Training	256,000
Education/Public Relation	3,000
Automotive Services	568,000
Special Response	35,600
Station/Precinct Buildings	145,900
Total	6,849,800



2022

Response to Resistance Risk Management Analysis

During the calendar year of 2022, officers of the Dyersburg Police Department responded to a total of 26,914 calls for police service. Of these calls, there were a total number of 2,278 arrests made. Of these arrests, 2,012 were adults and 266 were juveniles.

When comparing this number to the 1,978 total arrests made in 2021, it was discovered that the Dyersburg Police Department made 300 more arrests in 2022, which is an estimated 13.7% increase.

There has been a total of 108 Use of Force incidents reported in 2022, an increase of 13.89% from the 2021 reported Use of Force incidents of 93. This equates to an estimated average of 1 Use of Force incident out of every 24.5 arrests made. Of the 2,278 arrests made in 2022 a Dyersburg Police officer had to use some type of force 4.7% of the time.

Of the resistant offenders arrested by the Dyersburg Police Department in 2022, 13 were juveniles and 93 were adults.

2022 Encounter Types:

Of the 108 total Use of Force reported, 83 were during misdemeanor arrests and 25 were for felony arrests.

Summary of Analysis

Physical Force:

As a result of all physical force utilized by members of the Dyersburg Police Department in 2022, there are 12 incidents that caused an injury to a suspect, and only two (2) incidents that required some degree of medical attention. Medical treatment was made available in every incident as soon as the officer was able to safely do so. This demonstrates that officers are following the Dyersburg Police Department Response to Resistance Policy regarding assistance to the injured.

Impact Weapons:

In 2022 there were no reported instances where the Asp Baton was used to subdue a resistant subject.

TASER:

The use of the Taser CEW has increased by 33.3% in 2022. There was a total of 12 Taser CEW deployments in 2022 compared to the 8 deployments in 2021. There were 2 reported Taser CEW deployments in which officers energized the subject more than once. In each of these incidents, the subject continued to resist arrest after they received the initial deployment. Overall, officers have made excellent force decisions when the Taser has been applied, but are not over-reliant on the Taser CEW.

Pursuits:

In 2022 there were 43 incidents where a suspect evaded arrest in a motor vehicle. Compared to the 32 instances of motor vehicle evasion in 2021, there has been a 25.5% increase in felony evasions. Of these felony evasions, there was only one (1) pursuit reported. The one (1) pursuit that occurred was determined to be within policy. When faced with suspects who resist by evading in a motor vehicle, officers are accurately choosing not to pursue with little or no supervisory input in the decision making. This continues to demonstrate the effectiveness of our policy and training in Emergency Vehicle Operations that only allows for violent, felony pursuits.

Chemicals:

In 2022 showed a total of 15 uses of chemical agent, or a 13.3% increase, compared to the 2021 reported 13 uses of chemical agent. There were no injuries to suspects as a direct use of the chemical agent. Of the 15 incidents that the chemical agent was utilized as a force option, officers were able to decontaminate 12 of the suspects either on scene or upon arrival at the correctional facility, with the aid of correctional officers. The other two instances were met with lack of cooperation by the suspects.

Weapons:

There were no weapons deployed in 2022.

Assault on Sworn Officer Review

During the calendar year of 2022, officers of the Dyersburg Police Department responded to a total of 26,914 calls for police service. Of these calls, there were a total number of 2,278 arrests made. Of the 2,278 arrests, 2,012 were adults and 266 were juveniles.

While performing their duties there were a total of eight (8) officers of the Dyersburg Police Department assaulted.

Of all 108 Response to Resistance encounters there were a total of three (3) members of the Dyersburg Police Department injured during a Response to Resistance incident.

Out of the three (3) incidents there was only one (1) instance that resulted in the officer receiving medical treatment. One (1) of these assaults occurred while officers were investigating a felony while the remaining two (2) incidents were misdemeanor offenses. One (1) of the incidents that occurred had a juvenile offender, while the other two (2) were adults.

The review did not reveal any unusual mistakes upon the officer's behalf or trends. Even so, training on pre-assault/threat indicators continues to be implemented within all facets of training as well as de-escalation strategies, defensive tactics, and the use of less lethal tools (spray, baton, and taser).

Resistant Subject Demographics

White Males:

Resistant subjects for this category decreased from the total of 46 in 2021 to a total of 40 in 2022. This is a decrease of 15% from the previous year.

Black Males:

Resistant subjects for this category decreased from 38 in 2021 to 33 in 2022. This is a decrease of 15% from the previous year.

White Females:

Resistant subjects for this category decreased from 16 in 2021 to 11 in 2022. This is a decrease of 45.4% from the previous year.

Black Females:

Resistant subjects for this category increased from 10 in 2021 to 23 in 2022. This is an increase of 56.5% from the previous year.

Hispanic Males:

Resistant subjects for this category decreased from 3 in 2021 to a total of 1 in 2022. This is a decrease of 200% from the previous year.

Hispanic Females:

There were no reports of resistance within this demographic.

Response to Resistance 2022

	White		Black		Hispanic/Latino any race		Other		Total
	Male	Female	Male	Female	Male	Female	Male	Female	
Firearm Discharge	0	0	0	0	0	0	0	0	0
• Number of Suspects Receiving Non-Fatal Injuries from Firearms	0	0	0	0	0	0	0	0	0
• Number of Suspects Receiving Fatal Injuries from Firearms	0	0	0	0	0	0	0	0	0
Pursuits	0	0	1	0	0	0	0	0	1
CEW Deployment	3	2	5	6	0	0	0	0	12
Baton	0	0	0	0	0	0	0	0	0
Chemical /OC	4	0	5	6	0	0	0	0	15
Weaponless	36	9	29	21	1	0	0	0	96
Total Use of Force Applications*	43	11	40	33	1	0	0	0	128

Total Number of Incidents Resulting in Officer Injury or Death During Force Encounters	1 injured 0 Deaths
Total Number of Incidents Resulting in Suspect Injury or Death During Force Encounters	12 injured 0 deaths
Total Number of Calls	26,914
Total Use of Force Arrests	108
Total Use of Force Complaints	1



- One Use of Force Arrest may include a variety of officer response tactics (CEW, Pursuit, Firearm, Baton, OC, Weaponless) and therefore, may reflect a different numeric total than the Use of Force Incident itself.
- For accurate statistical purposes the use of a firearm on an attacking animal IS NOT added into the totals. However, it has been noted when it has occurred, and the DPD does track them annually as part of the Personnel Early Warning System.
- Of the 26,914 Calls for service over the 2022 period only 8.46% resulted in an arrest.
- Of the 2,278 arrests made over the same 2022 period officers used force only 4.7% of the time.


Data Collection Period: 01/01/2022 to 12/31/2022

Response to Resistance

17 Year Analysis

(2005-2022)

	White		Black		Hispanic Latino any race		Other		Total
	Male	Female	Male	Female	Male	Female	Male	Female	
Firearm Discharge	3	0	0	0	0	0	0	0	3
• Number of Suspects Receiving Non-Fatal Injuries from Firearms	1	0	0	0	0	0	0	0	1
• Number of Suspects Receiving Fatal Injuries from Firearms	2	0	0	0	0	0	0	0	2
Pursuits	20	3	30	4	0	0	3	0	60
CEW Deployment	92	11	100	18	1	0	0	0	222
Baton	21	0	27	0	0	0	0	0	48
Chemical /OC	157	41	146	33	1	1	3	0	382
Weaponless	446	146	410	132	15	3	2	0	1,154
Total Use of Force Applications*	742	201	713	187	17	4	8	0	1,872

Total Number of Incidents Resulting in Officer Injury or Death During Force Encounters	45 injured 0 Deaths	
Total Number of Incidents Resulting in Suspect Injury or Death During Force Encounters	91 Injured 2 Deaths	
Total Number of Calls	494,162	
Total Use of Force Arrests	1,582	
Total Use of Force Complaints	5	

- One Use of Force Arrest may include a variety of officer response tactics (CEW, Pursuit, Firearm, Baton, OC, Weaponless) and therefore, may reflect a different numeric total than the Use of Force Incident itself.
- For accurate statistical purposes the use of a firearm on an attacking animal **IS NOT** added into the totals. However, it has been noted when it has occurred, and the DPD does track them annually as part of the Personnel Early Warning System.
- Of the 494,162 Calls for service over the 17-year period only 10.16% resulted in an arrest.
- Of the 50,242 custodial arrests made over the same 17-year period officers used force only 3.1% of the time.

Data Collection Period: 2005 to 2022

Commentary:

Officers of the Dyersburg Police Department continue to demonstrate sound judgment in all use of force encounters, following the legal guidelines of State and Federal law and the policy, procedures, and training of the Dyersburg Police Department. This could not be done without the support of the Dyersburg Police Department's leadership regarding the continued training and education of our officers.

Based on the findings of this analysis of the Dyersburg Police Department Response to Resistance it is recommended that the focus on high quality training and the continued education of our officers continue.

Respectfully,

Lt. Kenneth D. Jowers

2022 NIBRS Agency Crime Overview

Group A Offenses	Offenses (*)		Arrests (**)	
	Reported	Cleared	Adult	Juvenile
Crimes Against Persons				
Murder	4	2	2	1
Negligent Manslaughter	1	0	0	0
Negligent Vehicular Manslaughter	0	0	0	0
Kidnapping/Abduction	16	13	4	0
Forcible Rape	14	1	1	0
Forcible Sodomy	0	0	0	0
Sexual Assault W/Object	0	0	0	0
Forcible Fondling	20	2	1	0
Incest	0	0	0	0
Statutory Rape	2	0	0	0
Aggravated Assault	156	90	53	4
Simple Assault	436	214	149	26
Intimidation	109	15	12	0
Stalking	11	7	6	1
Commercial Sex Acts	0	0	0	0
Involuntary Servitude	0	0	0	0
Crimes Against Property				
Arson	3	0	0	0
Bribery	0	0	0	0
Burglary	176	29	28	0
Counterfeiting/Forgery	18	2	2	0
Destruction/Damage/Vandalism	216	49	27	4
Embezzlement	10	2	5	0
Extortion/Blackmail	0	0	0	0
Fraud - False Pretenses	42	10	8	2
Fraud - Credit Card/ATM	37	5	6	0
Fraud - Impersonation	6	1	0	0
Fraud - Welfare	0	0	0	0
Fraud - Wire	0	0	0	0
Fraud - Identity Theft	0	0	0	0
Fraud - Computer Hacking/Invasion	0	0	0	0
Robbery	7	2	2	0
Theft - Pocket-picking	0	0	0	0
Theft - Purse Snatching	0	0	0	0
Theft - Shoplifting	240	138	136	5
Theft From Building	73	6	3	2
Theft From Coin Machine	0	0	0	0
Theft From Motor Vehicle	93	3	3	0
Theft of Motor Vehicle Parts	31	1	1	0
Theft - All Other Larceny	142	21	16	3
Motor Vehicle Theft	55	16	13	1
Stolen Property Offenses	0	0	0	0

Crimes Against Society				
Animal Cruelty	10	8	8	0
Drug/Narcotic Violations	246	227	179	21
Drug/Narcotic Equipment Violations	140	132	65	0
Gambling - Betting/Wagering	0	0	0	0
Gambling - Operating/Promoting	0	0	0	0
Gambling - Equipment Violations	0	0	0	0
Gambling - Sports Tampering	0	0	0	0
Pornography/Obscene Material	2	0	0	0
Prostitution	1	0	0	0
Prostitution Assisting/Promoting	1	0	0	0
Purchasing Prostitution	0	0	0	0
Weapon Law Violations	66	55	31	9
Total Group A Offenses	2,384	1,051	761	79

Domestic Violence Victims		
Offense	Reported	Cleared
Murder	0	0
Aggravated Assault	49	37
Simple Assault	276	158
Intimidation	35	5
Stalking	6	4
Forcible Rape	3	1
Forcible Sodomy	0	0
Sexual Assault W/Object	0	0
Forcible Fondling	9	2
Incest	0	0
Statutory Rape	0	0
Kidnapping/Abduction	15	12
Commercial Sex Acts	0	0
Involuntary Servitude	0	0
Total	393	219

Group B Arrests		
Offense	Adult	Juvenile
Bad Checks	0	0
Curfew/Vagrancy	0	1
Disorderly Conduct	46	40
DUI	84	0
Drunkenness	71	1
Family-Non Violent	9	0
Liquor Law Violations	9	1
Peeping Tom	0	0
Trespass	87	3
All Other Offenses	779	40
Total Group B	1,085	86

Population Estimate 15,988

Offense Overview

Offense Total 2,384

Number Cleared 1,051

Percent Cleared 44.09%

Group A Crimes per 100,000 population 14,911.2

Arrest Overview

Total Arrests 2,011

Adult Arrests 1,846

Juvenile Arrests 165

Unknown Age 0

Arrests per 100,000 population 12,578.2

Average number offenses/incident 1.21

2022 Dyersburg Police Department Traffic Crash Statistics

Total Crashes		581	100 %
Fatal Crashes		1	0 %
CMV Involved	0		
Non-CMV Involved	1		
Motorcycle Involved	0		
Pedal Cyclist Involved	0		
Pedestrian Involved	0		
Injury Crashes		117	20 %
CMV Involved	8		
Non-CMV Involved	116		
Motorcycle Involved	5		
Pedal Cyclist Involved	1		
Pedestrian Involved	8		
Property Damage Crashes		463	80 %
CMV Involved	4		
Non-CMV Involved	461		
Motorcycle Involved	1		
Pedal Cyclist Involved	0		
Pedestrian Involved	0		
Total Injuries		154	
Total Fatalities		1	

Annual Internal Affairs & Complaint Review 2022

Reporting Period: January 1st to December 31st, 2022 Date of Report 06/17/2023

Report Compiled by: Magen Wheeler, Accreditation Manager

A review of the 2022 Internal and External Complaints yielded a result of a total of 19 complaints filed during the year 2022. Two (2) of those complaints were initiated internally while the remaining 17 were external complaints initiated by citizens.

During the year 2022 there have been no complaints, Internal or External, referred to the Internal Affairs function for investigation. All complaints have been thoroughly investigated at the supervisory level, and resolved according to policy.

Internal & External Complaint Types

	External	Internal	Total
Total Complaints Filed	17	2	19
Total Referred to I/A	0	0	0
Total Handled by Supervisor	0	2	0



Contact Us



731.285.1212



www.dyersburgtn.gov/police



@DyersburgPD